

Grammar

Expressing needs and quantity

İsimler iki grupta sınıflandırılır: Sayılabilen isimler ve sayılamayan isimler. Sayılabilen bir isim “a/an (bir)” ile kullanılır ve çoğul yapılabilir. Sayılamayan bir isim “a/an” ile kullanılmaz ve çoğul yapılamaz.

a beverage – beverages (bir içecek – içecekler)

“Any (Hiç)” ifadesini olumsuz ve soru cümlelerinde sayılan çoğul isimler ve sayılamayan isimlerle kullanırız. “Some (Biraz)” ifadesini olumlu cümlelerde, sayılan çoğul isimler ve sayılamayan isimlerle kullanırız. Birine bir şey ikram etmek amacıyla soru sorarken de “some (biraz)” kullanırız.

Is there any milk left? (Hiç süt kaldı mı?)

Do you need any candles? (Hiç muma ihtiyacın var mı?)

We don't have any water. (Hiç suyumuz yok.)

I don't have any cookies. (Hiç kurabiyem yok.)

Pam has some money. (Pam'in biraz parası var.)

They need some balloons. (Biraz balona ihtiyaçları var.)

Would you like to have some juice? (Biraz meyve suyu ister misin?)

Would you like to have some cupcakes? (Biraz kapkek ister misin?)

Bir şeyin miktarını sormak veya miktarının çok olmadığını olumsuz bir cümlede söylemek için; eğer bu şey sayılmıyorsa “much (çok)”, sayılıyorsa “many (çok)” kullanırız.

How much tea do you need? (Ne kadar çaya ihtiyacın var?)

How many hats do we have? (Kaç tane şapkamız var?)

We don't have much orange juice. (Fazla portakal suyumuz yok.)

They don't need many music CDs. (Fazla müzik CD'sine ihtiyaçları yok.)

Bir şeyin miktarının az olduğunu olumlu bir cümlede söylemek için; eğer bu şey sayılmıyorsa “a little (biraz)”, sayılıyorsa “a few (birkaç)” kullanırız.

We need a little confetti and a few balloons. (Biraz konfeti ve birkaç balona ihtiyacımız var.)

Bir şeyin miktarının çok olduğunu söylemek için; hem sayılamayan hem de sayılanlar için “a lot of-lots of” kullanırız.

We have a lot of coffee. (Çok kahvemiz var.) / We need a lot of sandwiches. (Çok sandviçe ihtiyacımız var.)

EXERCISE 1: Correct the mistakes in the sentences below.

- I need some candle for the party cake. I need some candles for the party cake.
- How many money do you have? How much money do you have?
- Would you like to have any cookies? Would you like to have some cookies?
- There is a few pudding left. There is a little pudding left.
- We have a little lemonade, more than we need. We have a lot of / lots of lemonade, more than we need.

EXERCISE 2: Complete the dialogue with the quantifiers in the box.

any / a little / a few / many / any / a / some / a lot of

Peter: What do we need for the party?

Alice: We don't need 1. many things. We need 2. a banner and 3. a few balloons, just 2 or 3, for the decoration.

Peter: What about the food?

Alice: We have 4. a lot of sandwiches, cookies and cakes. They are enough for all the guests.

Peter: Are there 5. any crisps?



Alice: Yes, more than ten packets.

Peter: What about lemonade?

Alice: We don't have 6. any lemonade, but we have 7. a little juice. Oh! It's not enough.

Peter: OK, then. I'll go and buy 8. some beverages for the party.

EXERCISE 3: Match the sentences with pictures below.



A We have a lot of cookies for the party.

B There are a few apples left.

C We need some milk for the cake.

D There isn't any food in the fridge.

EXERCISE 4: Choose the correct quantifiers and fill in the blanks.

- Jason :** Do you have any (some / any) beverages?
Sarah : Yes, we have some (some /any).
- Kate :** How much (much / many) orange juice do we need for the party?
Vicky: We need a lot of (a little / a lot of) orange juice. It's a crowded party.
- Tom :** Would you like some (some / any) more pudding?
Sue : Yes, why not? A little (A little / A few), please.
- Bob :** What do you need for the decoration? I have some (some / any) confetti.
Nina : OK. Also, I need a lot of (a lot of / a few) balloons because I want to decorate the house and the garden.
- Ruth:** How many (much / many) eggs do you need for the omelette?
Eva : I need a few (a few / a little) eggs.
- James :** Why don't you have some (some / any) ice cream?
Emma : Thanks. But just a little (a few / a little), please.
- Rose :** Are there many (much / many) drinks in the fridge?
Carol : Let me look. Oh! We don't have many (much / many) drinks.
- Ann :** Do you need any (some / any) help for the party preparations?
Sue : Thanks, Ann. Laura helped me a lot (a lot / a few).
- Jane :** Do we have much (much / many) cheese?
Rick : No, we don't. And we don't have many (much / many) olives.
- Harry :** Let's make some (some / a little) cupcakes.
Bruce : That would be great, but we don't have any (a lot of / any) flour.

EXERCISE 5: Answer the questions on your own.

- How much money do you spend a week? Students' own answers.
- How many English books do you have? Students' own answers.
- How much water do you drink every day? Students' own answers.
- How many hours do you sleep a day? Students' own answers.
- How much sugar do you add to your tea? Students' own answers.

Grammar

Making simple suggestions (Accepting and refusing)

Birisine teklif ve öneride bulunurken aşağıdaki kalıpları kullanınız.

- Let's organize a party. (Hadi bir parti düzenleyelim.)
 Why don't we have some coffee? (Niçin biraz kahve içmiyoruz?)
 Would you like to eat some cake? (Biraz kek yemek ister misin?)
 Shall we decorate the garden? (Bahçeyi dekore edelim mi?)
 How/What about buying some confetti? (Biraz konfeti almaya ne dersin?)

Accepting (Kabul etme)

- | | |
|--|------------------------------|
| Great/Good idea. (Harika/İyi bir fikir.) | I'd love to. (İsterim.) |
| That would be great. (Harika olurdu.) | Of course. (Tabii ki.) |
| That sounds good/great. (Kulağa hoş/harika geliyor.) | Yes, please. (Evet, lütfen.) |
| Thanks for inviting me. (Beni davet ettiğin için teşekkür ederim.) | Sure. (Elbette.) |

Refusing (Reddetme)

- | | |
|--|---|
| I'm afraid, but I can't. (Korkarım ama yapamam.) | I'd love to, but ... (Çok isterdim ama ...) |
| I am sorry, but I can't. (Üzgünüm ama yapamam.) | Maybe later. (Belki daha sonra.) |
| No, thanks. (Hayır, teşekkürler.) | |

Making arrangements and sequencing the actions

Ayarlamalar yapmak ve işlemleri sıralamak için "First (İlk olarak), Second (İkinci olarak), Then (Sonra), Next (Daha sonra), After that (Ondan sonra), Finally (Son olarak)," gibi sıralama kelimeleri kullanınız.

It's easy to organize a party. First, you should decorate the place. Second, you should prepare a guest list. Then, you should write the invitation cards. Next, you should prepare food and beverages. After that, you should order a huge cake. Finally, you should arrange the music. (Parti düzenlemek kolaydır. İlk olarak, yeri dekore etmelisin. İkinci olarak, konuk listesini hazırlamalısın. Sonra, davetiyeleri yazmalısın. Daha sonra, yiyecek ve içecekleri hazırlamalısın. Ondan sonra, büyük bir kek ısmarlamalısın. Son olarak, müziği ayarlamalısın.)

EXERCISE 1: Complete the dialogues on your own by accepting or refusing the suggestions.

1. Your friend: Would you like to have some cookies?

You: Students' own answers.

2. Your friend: Shall we prepare the invitation cards?

You: Students' own answers.

3. Your friend: What about making cupcakes for the party?

You: Students' own answers.

4. Your friend: Why don't we buy some CDs?

You: Students' own answers.

5. Your friend: How about having dinner at a restaurant?

You: Students' own answers.

EXERCISE 2: Complete the sentences with the correct form of the verbs in brackets.


- Shall we have (have) some pizza?
- Would you like to wrap (wrap) the presents with me?
- Why don't we hang (hang) the banner?
- How about ordering (order) a huge cake for mum's birthday party?
- Let's arrange (arrange) music for the party.

EXERCISE 3: Match the party preparations with the correct pictures.

- A. First, prepare a guest list and write the invitation cards.
- B. Second, decorate the party place.
- C. Then, buy some food and beverages for the party.
- D. Next, wrap the gifts.
- E. Finally, make some cakes.



E



A



B



C



D

EXERCISE 4: Find the missing words and complete the dialogues.

1. **Ellie** : Would you l ike to have some cookies?
Hazel: Thanks. A f ew, please.
2. **Carter**: S hall we prepare some lemonade for the party?
Julian : Great i dea !
3. **Lilly** : What a bout buying some more snacks?
Julie: No need to buy more. We have a l ot of snacks.
4. **Lucy**: W hy don't you go to the cinema with me?
Rob : Thanks for i nviting me.
5. **Austin**: What type of a party a re you giving?
Piper : A welcome party f or my brother.
6. **Brook** : Why d on't we have something to eat together?
Parker: That w ould be great.
7. **Annie** : D id you decorate your house by yourself?
Juliet : No, my sister h elped me.
8. **Haven**: W ould you like to join my brother's graduation party?
Edgar : I'm afraid, I c an't .
9. **Rosie**: L et's make some orange juice.
Lewis: That s ounds good.
10. **Jenna** : W hat do you need for the party?
Benson: We bought everything yesterday. We need just a l ittle confetti.

EXERCISE 5: What do you say in these situations.

1. You want to invite your friend to your birthday party.
Students' own answers.
2. You offer some pizza to your friend.
Students' own answers.
3. Your friend invites you to a concert. You accept it.
Students' own answers.
4. Your friend offers you a cup of coffee. You refuse it.
Students' own answers.
5. Your friend suggests you to go to a café together. You accept it.
Students' own answers.