

Grammar:

Body parts / What is this? / Making simple inquiries

Bir nesnenin ne olduğunu sormak için "What is this? (Bu nedir?)" sorusunu sorarız. Cevaplarken ise; "This is a hand. (Bu bir el.)" ya da "A hand. (Bir el.)" şeklinde cevaplayabiliriz.



EXERCISE 1: Circle the correct answer. (Doğru cevabı yuvarlak içine alalım.)

UNIT 7

1. What is this?



a This is a nose.



b This is a finger.



2. What is this?



a This is a hand.



b This is a knee.



3. What is this?



a This is a foot.



b This is an arm.



4. What is this?



a This is a mouth.




b This is a head.











WORKSHEET GRADE 2

EXERCISE 2: Fill in the blanks. (Boşlukları dolduralım.)



EXERCISE 3: Fill in the blanks. (Boşlukları dolduralım.)

a	_____ is this?		This is an _____.
b	What is _____?		_____ is an ear.
c	What _____ this?		_____ is a _____.
d	_____ is _____?		_____ a _____.
e	What _____?		This _____.
f	_____ this?		_____ is _____.
g	_____?		_____.
h	_____?		_____.

Grammar:

How many? / Telling someone what to do

Nesnelerin "Kaç tane?" olduğunu sormak için "How many?" sorusunu sorarız.



How many hands?

How many fingers?



Two hands.

Ten fingers.



Show: Göster Point to: İşaret et
Touch: Dokun Look: Bak Raise: Kaldır

UNIT 7

EXERCISE 1: Look at the picture and answer the questions. (Resme bakalım ve soruları cevaplayalım.)



1. How many eyes? _____
2. How many mouths? _____
3. How many noses? _____
4. How many ears? _____
5. How many arms? _____

EXERCISE 2: Match. (Eşleştirelim.)

Touch your
nose.



Point to
your ears.



Show your
eyes.



Raise your
finger.



Look at the
dog.



a



b



c



d



e

EXERCISE 3: Read, draw and color. (Okuyalım, çizelim ve boyayalım.)

**One green hand
Two blue eyes
Three yellow mouths
Two pink noses
Six red ears
Four black arms
Eight orange fingers
Four purple legs**

MY MONSTER