

## Grammar: Describing Characters and People

İnsanları tanıtırken özelliklerini tanımlayan sıfatlar kullanırız. Kızlar için "She is ...."; erkekler için "He is...." şeklinde cümleye başlarız. Kalabalık bir toplulukla ilgili bilgi verirken "They are ...." yapısını kullanırız. Olumsuz cümle yapısı için am/is/are dan sonra "not" eki getiririz.

They are thin. (Onlar zayıftır.)

They aren't (are not) thin. (Onlar zayıf değildir.)

He is fast. (O hızlıdır.)

He isn't (is not) fast. (O hızlı değildir.)

She is fat. (O kiloludur.)

(She isn't (is not) fat. (O kilolu değildir.)

Birinin özelliğini sorarken kızlar için cümleye "Is she...?"; erkekler için "Is he...?" şeklinde başlarız. Kalabalık bir grupta ilgili bilgi istiyorsak "Are they...?" şeklinde sorarız.

Are they short? (Onlar kısa mı?)

Is she weak? (O güçsüz mü?)

Is he strong? (O güçlü mü?)

**EXERCISE 1:** Order the words and make dialogues. (Kelimeleri doğru sıraya dizip diyalog oluşturalım.)

UNIT 3

1 young / Is / Bill  
Is Bill young?

isn't / No / he  
No, he isn't.

2 Is / fast / she  
Is she fast?

she / yes / is  
Yes, she is.

3 old / Are / they  
Are they old?

Yes / are / they  
Yes, they are.

4 Is / strong / Rose  
Is Rose strong?

she / No / isn't  
No, she isn't.

**EXERCISE 2:** Choose the correct option. (Doğru seçeneği işaretleyelim.)

1 a Is / Are Bob short?

b Yes / No, he isn't.

2 a Is / Are you weak?

b Yes / No, I am.

3 a Is / Are they young?

b Yes, they is / are.

4 a Is / Are Judy fat?

b No, she is / isn't.

5 a Is / Are Bill heavy?

b Yes, he is / are.

6 a Is / Are they old?

b Yes / No, they aren't.

WORKSHEET GRADE 3

**EXERCISE 3:** Read the sentences and write the names under the pictures. (Cümleleri okuyalım ve isimleri resimlerin altına yazalım.)




1. Gira is tall and thin.
2. Fifty is old and fat.
3. Jerry is small and young.
4. Cheety is fast and strong.
5. Tom is old, fat and lazy.



Tom



Jerry



Fifty



Cheety




Gira


**EXERCISE 4:** Fill in the blanks with the correct words according to the pictures. (Verilen resimlere göre boşlukları doğru kelimelerle dolduralım.)



She is  
young/beautiful




He is  
strong



He is  
short



It is  
slow



It is  
tall




He is  
weak



She is  
fat/heavy



She is  
old



It is  
fast



She is  
thin/slim

**EXERCISE 5:** Answer the questions. (Soruları cevaplayalım.)

1 Are you young? Students' own answers. (Yes, I am. / No, I'm not.)

2 Are you short? Students' own answers. (Yes, I am. / No, I'm not.)

3 Are you tall? Students' own answers. (Yes, I am. / No, I'm not.)

4 Are you fast? Students' own answers. (Yes, I am. / No, I'm not.)

5 Are you strong? Students' own answers. (Yes, I am. / No, I'm not.)

## Grammar: Expressing Ability-Inability / Using And - But

Bir şeyi yapabildiğimizi belirtirken  
"can" yapısını kullanırız.

She can swim. (O yüzebilir.)

I can jump rope. (İp atlayabilirim.)

Bir şeyi yapamadığımızı belirtirken  
"can't" yapısını kullanırız.

He can't ride a bike. (O bisiklet süremez.)

They can't run fast. (Onlar hızlı koşamazlar.)

Birinin bir şeyi yapıp yapamadığına dair sorulara kısa cevap verirken, aşağıdaki ifadeleri kullanırız.

Can you play tennis? (Tenis oynayabilir misin?)

Can she climb a tree? (O ağaca tırmanabilir mi?)

İki cümleyi birbirine bağlarken "ve" anlamında "and"; "fakat" anlamında "but" bağlaçlarını kullanırız.

She can run fast and swim. (O hızlı koşabilir ve yüzebilir.)

I can run fast, but I can't swim. (Hızlı koşabilirim ama yüzemem.)

Soru cümlelerine cevap verirken, bir eylemin yapıp yapılamadığına göre cümle yaparız.

Yes, he/she/it can. (Evet, o yapabilir.)

No, I/you/we/they can't. (Hayır, ben yapamam./ sen yapamazsın./ biz yapamayız./ onlar yapamazlar.)



**EXERCISE 1:** Look at the table and choose the correct option. (Tabloya bakalım ve doğru seçeneği işaretleyelim.)

1. Amy can / can't run, but she can / can't swim.
2. Paul can / can't swim, but he can / can't ride a bike.
3. Judy can / can't swim, but she can / can't run.
4. Paul can run and / but swim.
5. Amy and / but Judy can ride a bike.

	ride a bike	run	swim
Judy	✓	✓	✗
Paul	✗	✓	✓
Amy	✓	✗	✓

**EXERCISE 2:** Read the sentences and write the names under the pictures. (Cümleleri okuyalım ve resimlerin altlarına adları yazalım.)

1. Clara can jump rope.

2. Philip can play tennis.

3. Sue can't draw pictures.

4. Chris can't lift weight.

5. Terry can climb a tree.

6. Lara can sing a song.



Terry



Sue



Philip



Lara



Clara




Chris

**EXERCISE 3:** Read the sentences and order the words according to them. (Cümleleri okuyalım ve verilen kelimeleri cümlelere göre sıralayalım.)

- Bob is 72 years old. Lisa is 18 years old.  
is / young / Bob / is / old / Lisa / but Lisa is young, but Bob is old.
- Jimmy is 42 kg. Yaren is 25 kg.  
Jimmy / Yaren / slim / is / but / is / heavy Yaren is slim, but Jimmy is heavy.
- Samuel is 65 years old. Tom is 65 years old.  
and / Samuel / are / old / Tom Samuel and Tom are old.
- A turtle can't run. A rabbit can run.  
a turtle / is / A rabbit / fast / is / but / slow A rabbit is fast, but a turtle is slow.
- The elephant is 2 meters long. The cow is 1 meter long.  
big / The elephant / the cow / but / is / is / small The elephant is big, but the cow is small.

**EXERCISE 4:** Ask and answer the questions according to the pictures. (Resimlere göre sorular soralım ve soruları cevaplayalım.)



- Can it climb a tree? Yes, it can.
- Can she jump rope? Yes, she can.
- Can it fly? No, it can't.
- Can she cook? No, she can't.
- Can she sing? No, she can't.
- Can he play chess? No, he can't.
- Can he ride a bike? Yes, he can.
- Can she paint pictures? Yes, she can.
- Can he dive? Yes, he can.
- Can it run fast? No, it can't.

**EXERCISE 5:** Answer the questions. (Soruları cevaplayalım.)

- Can you climb a tree? Students' own answers. (Yes, I can. / No, I can't.)
- Can you jump rope? Students' own answers. (Yes, I can. / No, I can't.)
- Can you run fast? Students' own answers. (Yes, I can. / No, I can't.)
- Can you dive? Students' own answers. (Yes, I can. / No, I can't.)
- Can you swim? Students' own answers. (Yes, I can. / No, I can't.)