

Grammar: Talking About Locations of Things (Making Simple Inquiries)

Nesnelerin nerede oldukları ile ilgili soru sorarken aşağıdaki soru kalıplarını kullanınız.

Where is the car? (Araba nerede?)

Where are the cats? (Kediler nerede?)

Is the kettle in the kitchen? (Elektrikli su ısıtıcısı mutfakta mı?)

Are the chairs in your room? (Sandalyeler odanda mı?)

Nesne veya canlıların konumları ile ilgili bilgi verirken aşağıdaki gibi cümleler kurar ve "near (yanında)-in (içinde)-on (üzerinde)-at (de/ da) across (karşısında)" gibi ekler kullanınız.

The sofa is near the table. (Koltuk masanın yanında.)

The clock is in the living room. (Saat oturma odasında.)

The bank is across the street. (Banka caddenin karşısında.)

The toy car is on the bed. (Oyuncak araba yatağın üzerinde.)






Bir şeyin yerini işaret ederek gösterirken aşağıdaki cümle kalıplarını kullanınız.

Here. (Burada.) / It is over there. (O orada.)







EXERCISE 1: Order the words to make sentences. (Kelimeleri cümle oluşturmak için sıralayalım.)

1	The dog / at / is / the park	
2	the / Where / ? / zoo / is	
3	home / My bag / at / is / .	
4	sofa / is / The / in / . / the living room	
5	park / over / The / is / there / .	

EXERCISE 2: Fill in the blanks. (Boşlukları dolduralım.)

 <p>The bed is n_____ the table.</p>	 <p>The kite is i_____ the garden.</p>	 <p>The teddy bear is o_____ the bed.</p>	 <p>The park is a_____ the street.</p>	 <p>Look! The bank is over t_____.</p>
---	---	--	--	---

EXERCISE 3: Match the sentences with the pictures. (Resimlerle cümleleri eşleştirelim.)

<p>b </p>	<p>c </p>	<p>d </p>	<p>e </p>
<p>a </p>	<p>_____ There is an elephant in the zoo. _____ The bus stop is across the street. _____ The car is in the garden. _____ The man is near the sofa. _____ The museum is here. _____ My city map is here.</p>		<p>f </p>

EXERCISE 4: Choose the correct option. (Doğru seçeneği işaretleyelim.)

- | | |
|---|-----------------------------|
| 1. Where is / are the cat? | It is in / on the garden. |
| 2. Is the TV in the bedroom / bathroom? | Yes it is. |
| 3. Where is the table? | It is / are in the kitchen. |
| 4. Where is / are the chairs? | They're in the classroom. |
| 5. Where is the zoo? | It is over / here there. |
| 6. Where is the fridge / bed? | It is in the kitchen. |
| 7. Where is your house? | It is in / on a village. |
| 8. Where is the toy car? | It is on / in the table. |
| 9. Where is the dog? | It is here / where. |
| 10. Where is / are the toy cars? | In my room. |

EXERCISE 5: Answer the questions according to the visuals. (Görsellere göre soruları cevaplayalım.)

<p>a </p> <p>Where is the map?</p> <p>_____</p>	<p>b </p> <p>Where are the cats?</p> <p>_____</p>	<p>c </p> <p>Where is the chair?</p> <p>_____</p>	<p>d </p> <p>Where is the TV?</p> <p>_____</p>
---	---	--	--

Grammar: Talking About Locations Of People / Apologizing

İnsanların konumları ile ilgili bilgi almak istediğimizde aşağıdaki soru kalıplarını kullanırız.

Where is Philip? (Philip nerede?)

Where is Ayşe? (Ayşe nerede?)

Is Deniz in the classroom? (Deniz sınıfta mı?)

İnsanların konumları ile ilgili bilgi verirken aşağıdaki cümle kalıplarını kullanırız.

Elif is at the shopping centre. (Elif alışveriş merkezinde.)

They are in the garden. (Onlar bahçedeler.)

Birinden özür dileyerek cümleye başlayacaksa aşağıdaki gibi kalıplar kullanırız.

I am sorry. (Üzgünüm.)

I am sorry, I don't know. (Üzgünüm, bilmiyorum.)

Sorry about that. (O konuda özür dilerim.)

Excuse me. (Afedersiniz.)

EXERCISE 1: Order the words to make sentences. (Cümle oluşturmak için kelimeleri sıralayalım.)

1. is / İzmir / Susan / in / .

2. about / that / . / Sorry

3. know / . / I / don't

4. in / . / the restaurant / is / Jamie

5. is / Philip / the zoo / at / .

EXERCISE 2: Fill in the blanks with the words in the box. (Kutu içindeki kelimelerle cümleleri tamamlayalım.)

1. Lisa is _____ home.

2. The cat is _____ the garden.

3. I am _____ .

4. I _____ know.

5. Philip and Gary _____ in the classroom.

6. Where _____ Elif?

7. Where is _____ brother?

8. Where is Sude _____ ?

9. Bob is _____ there.

10. Excuse _____ , where is the zoo?

is

in

don't

over

at

are

now

sorry


your

me

EXERCISE 3: Correct the mistakes in each sentences. (Her bir cümledeki hataları düzeltelim.)

1	Lara is on home.	
2	Tina is here there.	
3	The book is over the wardrobe.	
4	Julia is on school.	
5	I am on the shopping centre.	

EXERCISE 4: Answer the questions according to the map below. (Aşağıdaki haritaya göre soruları cevaplayalım.)



- Where is Ece?
_____.
- Is Tina at the zoo?
_____.
- Where is Bill?
_____.
- Is Amy in the restaurant?
_____.
- Where is Judy?
_____.
- Where is Sam?
_____.

EXERCISE 5: Answer the questions according to the visuals below. (Aşağıdaki görsellere göre soruları cevaplayalım.)



- Where is Pam? _____.
- Where is Jane? _____.
- Where is Judy? _____.
- Is Clara at home? _____.
- Is Richard at school? _____.