

Grammar: Talking About Locations of Things (Making Simple Inquiries)

Nesnelerin nerede oldukları ile ilgili soru sorarken aşağıdaki soru kalıplarını kullanınız.

Where is the car? (Araba nerede?)

Where are the cats? (Kediler nerede?)

Is the kettle in the kitchen? (Elektrikli su ısıtıcısı mutfakta mı?)

Are the chairs in your room? (Sandalyeler odanda mı?)

Nesne veya canlıların konumları ile ilgili bilgi verirken aşağıdaki gibi cümleler kurar ve "near (yanında)-in (içinde)-on (üzerinde)-at (de/ da) across (karşısında)" gibi ekler kullanınız.

The sofa is near the table. (Koltuk masanın yanında.)

The clock is in the living room. (Saat oturma odasında.)

The bank is across the street. (Banka caddenin karşısında.)

The toy car is on the bed. (Oyuncak araba yatağın üzerinde.)

Bir şeyin yerini işaret ederek gösterirken aşağıdaki cümle kalıplarını kullanınız.


Here. (Burada.) / It is over there. (O orada.)

EXERCISE 1: Order the words to make sentences. (Kelimeleri cümle oluşturmak için sıralayalım.)


1	The dog / at / is / the park	The dog is at the park.
2	the / Where / ? / zoo / is	Where is the zoo?
3	home / My bag / at / is / .	My bag is at home.
4	sofa / is / The / in / . / the living room	The sofa is in the living room.
5	park / over / The / is / there / .	The park is over there.

EXERCISE 2: Fill in the blanks. (Boşlukları dolduralım.)


The bed is near the table.




The kite is in the garden.




The teddy bear is on the bed.









The park is across the street.



Look! The bank is over there .



EXERCISE 3: Match the sentences with the pictures. (Resimlerle cümleleri eşleştirelim.)

<p>b </p> <p>a </p>	<p>c </p> <p>d </p>	<p>e </p> <p>f </p>
<p><u> e </u> There is an elephant in the zoo.</p> <p><u> d </u> The bus stop is across the street.</p> <p><u> c </u> The car is in the garden.</p> <p><u> b </u> The man is near the sofa.</p> <p><u> f </u> The museum is here.</p> <p><u> a </u> My city map is here.</p>		

EXERCISE 4: Choose the correct option. (Doğru seçeneği işaretleyelim.)

- | | |
|--|------------------------------------|
| 1. Where <u>is</u> / are the cat? | It is <u>in</u> / on the garden. |
| 2. Is the TV in the <u>bedroom</u> / bathroom? | Yes it is. |
| 3. Where is the table? | It <u>is</u> / are in the kitchen. |
| 4. Where is / <u>are</u> the chairs? | They're in the classroom. |
| 5. Where is the zoo? | It is <u>over</u> / here there. |
| 6. Where is the <u>fridge</u> / bed? | It is in the kitchen. |
| 7. Where is your house? | It is <u>in</u> / on a village. |
| 8. Where is the toy car? | It is <u>on</u> / in the table. |
| 9. Where is the dog? | It is <u>here</u> / where. |
| 10. Where is / <u>are</u> the toy cars? | In my room. |

EXERCISE 5: Answer the questions according to the visuals. (Görsellere göre soruları cevaplayalım.)

<p>a </p> <p>Where is the map? <u>On the table</u></p>	<p>b </p> <p>Where are the cats? <u>In front of the window</u></p>	<p>c </p> <p>Where is the chair? <u>In the kitchen</u></p>	<p>d </p> <p>Where is the TV? <u>In the living room</u></p>
--	--	---	---

Grammar: Talking About Locations Of People / Apologizing

İnsanların konumları ile ilgili bilgi almak istediğimizde aşağıdaki soru kalıplarını kullanırız.

Where is Philip? (Philip nerede?)

Where is Ayşe? (Ayşe nerede?)

Is Deniz in the classroom? (Deniz sınıfta mı?)

İnsanların konumları ile ilgili bilgi verirken aşağıdaki cümle kalıplarını kullanırız.

Elif is at the shopping centre. (Elif alışveriş merkezinde.)

They are in the garden. (Onlar bahçedeler.)

Birinden özür dileyerek cümleye başlayacaksa aşağıdaki gibi kalıplar kullanırız.

I am sorry. (Üzgünüm.)

I am sorry, I don't know. (Üzgünüm, bilmiyorum.)

Sorry about that. (O konuda özür dilerim.)

Excuse me. (Afedersiniz.)

EXERCISE 1: Order the words to make sentences. (Cümle oluşturmak için kelimeleri sıralayalım.)

1. is / İzmir / Susan / in / .

Susan is in İzmir.

2. about / that / . / Sorry

Sorry about that.

3. know / . / I / don't

I don't know.

4. in / . / the restaurant / is / Jamie

Jamie is in the restaurant.

5. is / Philip / the zoo / at / .

Philip is at the zoo.

EXERCISE 2: Fill in the blanks with the words in the box. (Kutu içindeki kelimelerle cümleleri tamamlayalım.)

1. Lisa is at home.

2. The cat is in the garden.

3. I am sorry.

4. I don't know.

5. Philip and Gary are in the classroom.

6. Where is Elif?

7. Where is your brother?

8. Where is Sude now?

9. Bob is over there.

10. Excuse me, where is the zoo?

is

in

don't

over

at

are

now

sorry


your

me

EXERCISE 3: Correct the mistakes in each sentences. (Her bir cümledeki hataları düzeltelim.)

1	Lara is on home.	Lara is at home.
2	Tina is here there.	Tina is over there. / Tina is here.
3	The book is over the wardrobe.	The book is in the wardrobe.
4	Julia is on school.	Julia is at school.
5	I am on the shopping centre.	I am at the shopping centre.

EXERCISE 4: Answer the questions according to the map below. (Aşağıdaki haritaya göre soruları cevaplayalım.)



- Where is Ece?
Ece is in the park.
- Is Tina at the zoo?
Yes, she is at the zoo.
- Where is Bill?
Bill is at the museum.
- Is Amy in the restaurant?
No, she isn't. Amy is at school.
- Where is Judy?
Judy is at the restaurant.
- Where is Sam?
Sam is at home.

EXERCISE 5: Answer the questions according to the visuals below. (Aşağıdaki görsellere göre soruları cevaplayalım.)



- Where is Pam? At / in the park.
- Where is Jane? In İstanbul.
- Where is Judy? In the garden.
- Is Clara at home? Yes, she is.
- Is Richard at school? No. He is at the zoo.