

Grammar

GIVING AND RESPONDING TO SIMPLE INSTRUCTIONS (BASİT EMİRLER VERME VE ONLARA CEVAP VERME)

İngilizce'de emir cümlelerini bir kişiye emir vermek, bir kişiden ricada bulunmak ya da bir işlemin aşamalarını anlatmak için kullanırız. Örneklere bakalım:

Squeeze the orange. (Portakalı sık.)

Buy a flower. (Bir çiçek satın al.)

Freeze the water. (Suyu dondur.)

Pour some water. (Biraz su dök.)

Don't cut the paper. (Kağıdı kesme.)

Don't shake the bottle. (Şişeyi sallama.)

EXERCISE 1: Complete the sentences. (Cümleleri tamamlayalım.)

gray / green / orange / purple



1. Mix red and blue.

Get _____ .



2. Mix blue and yellow.

Get _____ .



3. Mix black and white.

Get _____ .



4. Mix red and yellow.

Get _____ .

EXERCISE 2: Match the words and make sentences. (Kelimeleri eşleştirelim ve cümle kuralım.)

1

Fold

a

the butter.

2

Plant

b

an egg.

3

Melt

c

the water.

4

Pour

d

the paper.

5

Break

e

the apple.

6

Peel

f

a flower.

1

2


3

4

5

6

EXERCISE 3: Write the words under the correct pictures. (Kelimeleri doğru resimlerin altına yazalım.)



EXERCISE 4: Fill in the blanks with the words. (Boşlukları kelimelerle dolduralım.)

1. _____ a white flower.
2. Pour some _____ in the tubes.
3. _____ the stem in half.
4. Be careful. Don't break the _____.
5. _____ some water in two glasses.
6. Add some different food _____ in the water.
7. _____ some food coloring in the water and stir.
8. Put the _____ in the colored water.



EXERCISE 5: Write 5 steps of an experiment we did at school. (Okulda yaptığımız bir deneyin 5 aşamasını yazalım.)

1. _____
2. _____
3. _____
4. _____
5. _____

Grammar

TALKING ABOUT LOCATIONS (YERLERLE İLGİLİ KONUŞMA)

Bir nesnenin nerede olduğunu şu ifadelerle anlatırız:

in: içinde **on:** üzerinde
under: altında **near:** yanında
in front of: önünde **behind:** arkasında



The flower is **in** the glass.
(Çiçek bardağın içinde.)



The microscope is **behind** the box. (Mikroskop kutunun arkasında.)



The magnifier is **on** the book.
(Büyüteç kitabın üzerinde.)

MAKING SIMPLE INQUIRES (BASİT SORULAR SORMA)

A: What is "science" in Turkish? (Türkçe'de "science" nedir?)

B: Fen bilimleri.

A: What is in front of the microscope?
(Mikroskopun önündeki ne?)

B: They are goggles. (O, koruyucu gözlük.)

A: What is "dökmek" in English? (İngilizce'de "dökmek" nedir?)

B: Pour.

A: What is near the books? (Kitapların yanındaki ne?)

B: It is a tube. (O, bir tüp.)

UNIT 6

EXERCISE 1: Write the names of the equipments. (Araç gereçlerin adlarını yazalım.)

CUP / MICROSCOPE / TUBE / BOTTLE / MAGNIFIER / LAB COAT / GLASS / GOGGLES



1. _____



2. _____



3. _____



4. _____



5. _____



6. _____



7. _____




8. _____

WORKSHEET GRADE 4


EXERCISE 2: Answer the questions. (Soruları cevaplayalım.)

- What is "magnifier" in Turkish?
- What is "koruyucu gözlük" in English?
- What is "bottle" in Turkish?
- What is "katlamak" in English?
- What is "mix" in Turkish?
- What is "eritmek" in English?



EXERCISE 3: Match the dialogues with the pictures. (Görsellerle diyalogları eşleştirelim.)

- a** Jack : What is under the table?
Robert : It is a school bag.
- b** Laura : What is in front of the desk?
Tobby : It is a ball.
- c** Mia : What is behind the bottle?
Andy : It is a soap.
- d** Walter : What is in the pencil case?
Henry : It is a ruler.



EXERCISE 4: Fill in the blanks with the words below. (Boşlukları aşağıdaki kelimelerle dolduralım.)

near


under

behind

on

in

in front of



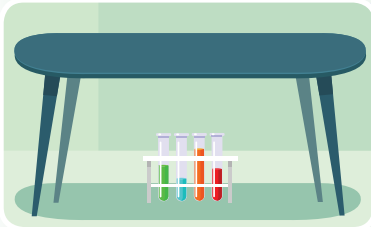
1. The goggles are _____ the bottle.



2. The pencils are _____ the pencil box.



3. The tube is _____ the computer.



4. The tubes are _____ the table.



5. The computer is _____ the table.



6. The magnifier is _____ the glass.

EXERCISE 5: Translate the sentences into Turkish. (Cümleleri Türkçe'ye çevirelim.)

- The glass is in front of the box. _____
- My books are in the school bag. _____
- The tubes are on the shelves. _____
- The soap is under the table. _____
- My ball is near the car. _____